

HEALTH LAW RESOURCE CENTER™

How-To Card

INDEXES

Browse and search indexes on the *Health Law Resource Center*.


1 Browse comprehensive Topical Indexes for Portfolios and the *Health Care Program Compliance Guide*.

2 Indexes for *BNA's Health Care Daily Report™*, *BNA's Health Law Reporter™*, and the additional Health Law News Reports are available on the drop-down menu on any Topical Index page.

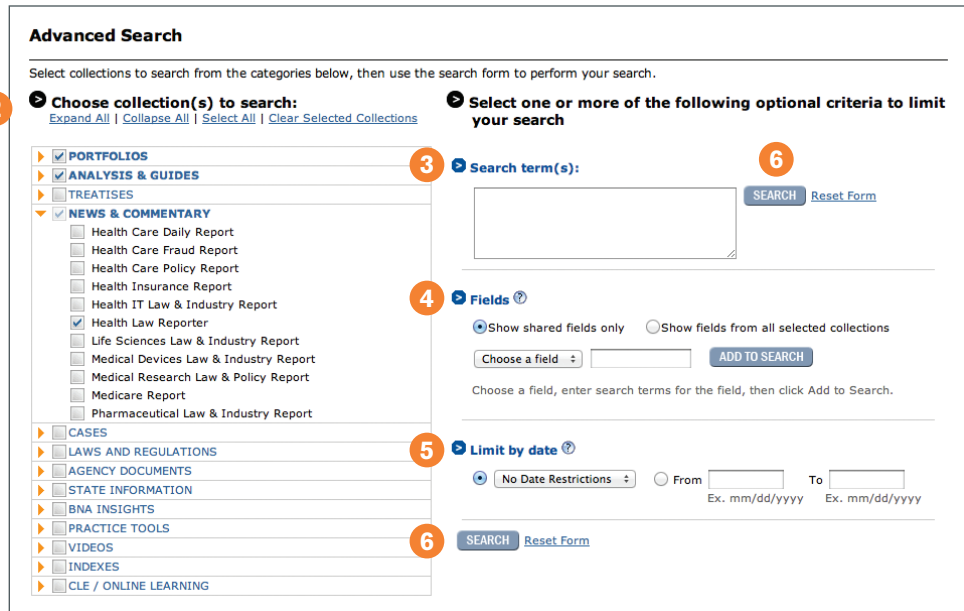
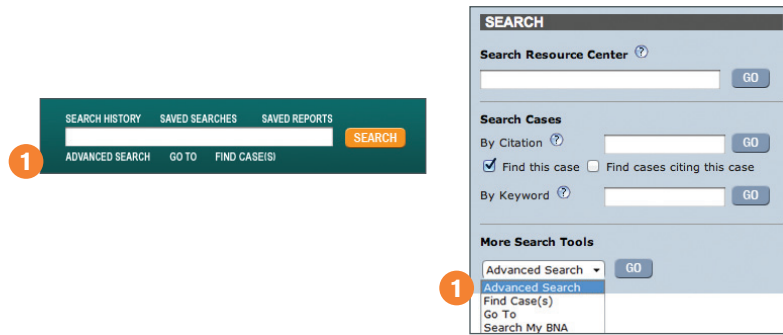
3 Search News Reports and Portfolio indexes on the 'Advanced Search' template.

HEALTH LAW RESOURCE CENTER


ADVANCED SEARCH

Use the 'Advanced Search' template to search in any or all of selected content collections, within specific fields or in a specific date range. For in-depth information, click any of the  next to a frame.

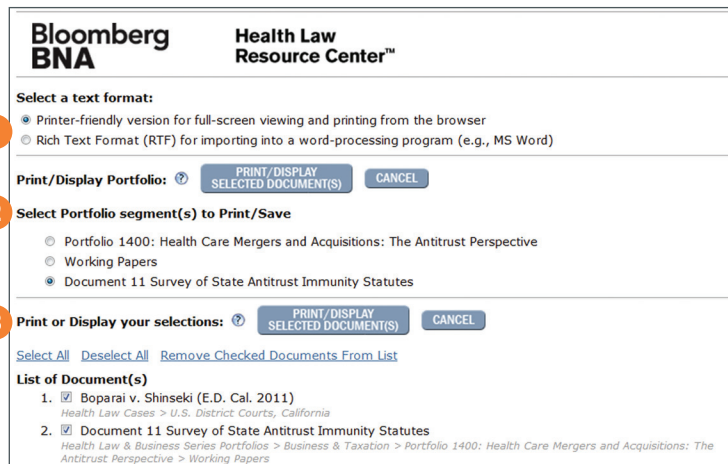
- 1 Click 'Advanced Search' on the banner or select it from the 'Search' frame drop-down menu.
- 2 Expand the content menus and select the collection(s) to be searched.
- 3 Enter search terms.
- 4 Use fields to limit the search. Select whether to use shared fields, or fields from all selected collections.
- 5 Set a date restriction using either the drop-down menu or enter a range of dates.
- 6 Click 'Search.'



PRINT

Click the  icon and print single or multiple document(s) from the search results list, or from any open document.

- 1 Choose a text format.
- 2 Portfolios can be printed by section.
- 3 Select and deselect up to 25 documents in the 'Print/Display' box when batch printing.



To learn more, contact your Bloomberg BNA Representative at 800.372.1033 or visit bna.com