

Click the **Payroll** tab to access comprehensive, practical, and timely information about Payroll issues, and assistance navigating the complicated ever-changing federal and state regulatory payroll-related information.



How To Find News and Analysis

Link to late-breaking news.
Link to **Payroll News** from the *Decision Support Network* and the *Payroll Administration Guide Newsletter*.

Link to **Library Updates** and **This Week's E-mail Update**, sign-up for E-mail Highlights.

To quickly search News & Updates, click the **Search** link at the bottom of the frame.

LATEST NEWS & UPDATES

Late-Breaking News

Payroll News:

- Benefits: SIFL Rates Decrease for First Half of 2011
- Payroll Forms: IRS Releases Draft Form 941, Revised Form W-3
- Wage and Hour: Court Decertifies FLSA Overtime Suit

• **Payroll Administration Guide Newsletter**

• **Library Updates**

• **This Week's E-mail Update**

- Sign up for E-mail Highlights

[Search News & Updates >>](#)

PAYROLL ADMINISTRATION GUIDE

Full Guide

- Federal Tax Coverage Rules
- Special Employment Categories
- Federal Tax Computations
- Social Security Benefits
- Wage and Benefits
- Federal Tax
- State and
- Unemployment
- Wage-Hour
- Wage-Pay
- Holidays and
- Payroll Prac
- New Hires:
- Laws Affecting Payroll Departments
- Workers' Compensation & State Disability
- International Payroll
- Canadian Payroll

[Search Payroll Administration Guide >>](#)

Analysis
For Analysis, click any of the linked topics in the **Payroll Administration Guide** frame. To search Analysis, click the link at the bottom of the frame.

How To Find Fast Answers™

Find reliable **Fast Answers** to simple or complex payroll questions in the **Fast Answers** frame.

1. Click **Fast Answers**.
2. Browse the topics and use the + sign to drill down to the pertinent topical question.
3. Click the blue linked text to access the answer.

Fast Answers: Pay

- ⊞ **Compensation Plans**
- ⊞ **Mergers/Acquisitions**
 - [What are the different types](#)
 - [What are the federal and state payroll tax implications of a merger or acquisition?](#)
 - [What is the purpose of Form 941, Schedule D?](#)
- ⊞ **Pay Administration**
- ⊞ **Pay Taxation**
- ⊞ **Payroll Administration**
- ⊞ **Payroll Reporting**
- ⊞ **Support Orders/Garnishments**
- ⊞ **Wage & Hour**
- ⊞ **Worker Status**

How To Access Federal Charts

1. Click **Federal Payroll Tables and Charts** in the **Forms & Tables** frame.
2. Browse the list of available tables and charts.
3. Click a title to display the chart.

Federal Payroll Tables and Charts

open 1 level | open all

Check to add to print selection list

FORMS & TABLES

- Interactive Forms
- **Federal Payroll Tables and Charts**

Federal Tables

- PERCENTAGE METHOD OF WITHHOLDING
- WAGE BRACKET METHOD OF WITHHOLDING
- FORMULA TABLES: PERCENTAGE METHOD
- WAGE BRACKET PERCENTAGE METHODS**
- FICA WITHHOLDING

How To Locate Federal Information

Find links to the full text of the **Federal Circular E Employer's Tax Guide**, laws, regulations and documents in the **Federal Information** frame.

To search in selected Federal Information content, use the **Advanced Search** template. To search all Federal Information, use the **Search Federal Information** link at the bottom of the frame.

FEDERAL INFORMATION

- **Circular E, Employer's Tax Guide**
- Internal Revenue Code
- Treasury Regulations
- Wage Hour Regulations
- IRS & Other Publications

[Search Federal Information >>](#)

How To Find State Information

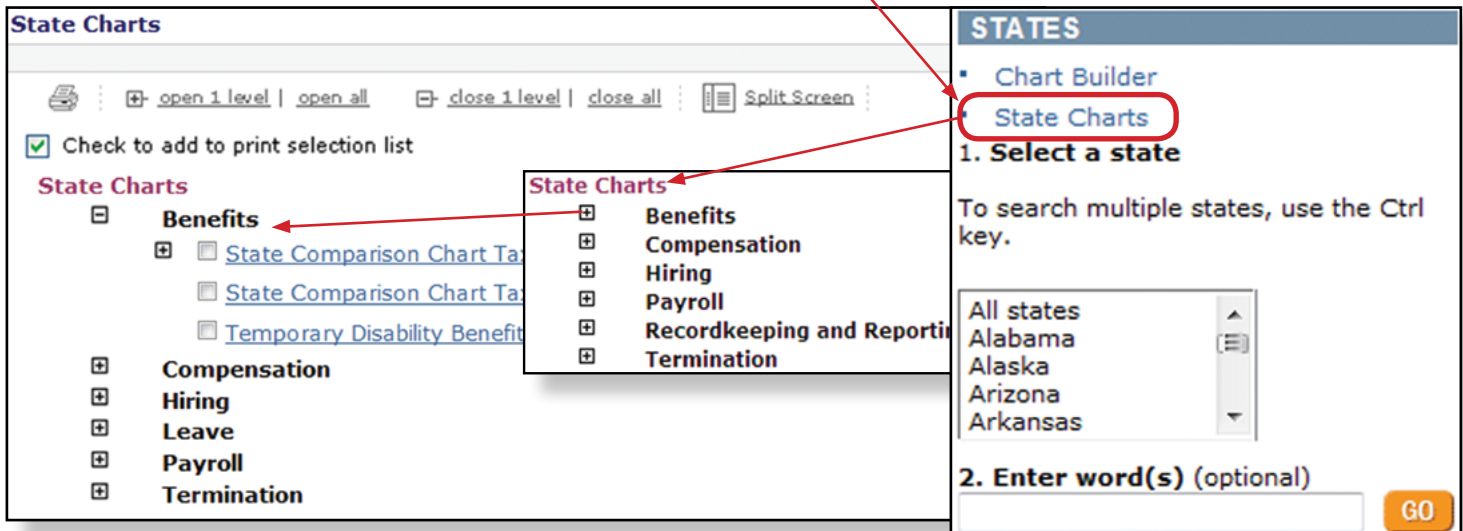
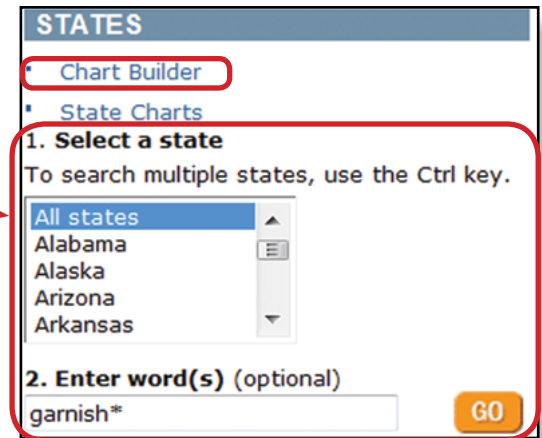
For state-by-state comparison of common payroll topics and requirements, browse or search the compiled state-specific payroll information. To build a customized chart, click **Chart Builder**. For detailed information about building charts in the *HR and Payroll Resource Center*, see the [Chart Builder Quick Reference Card](#).

To search in multiple states:

1. Select the state(s) or **All states** to search.
2. Enter word(s) as applicable.
3. Click **Go**.

To browse:

1. Click **State Charts** and browse the list of available charts.
2. Use the + signs to drill down a topic and locate the applicable chart.
3. Click the title to view it.

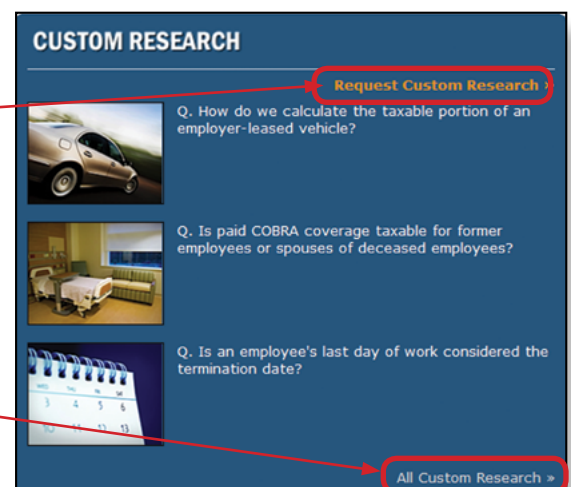


Custom Research

Designated members submit up to 12 questions per year for custom research by clicking **Request Custom Research**.

BNA compiles comprehensive, written answers within five business days resulting in a report which includes your answer, a short summary of articles reviewed, and an annotated bibliography of internal and external sources.

Click **All Custom Research** to view the archive of reports from the shared network of completed research.



For COMPLIMENTARY Training and Product Support:

Call **1-800-372-1033**, option **5**, 8:30 AM - 7:00 PM ET, M-F (excluding most federal holidays).